

TERRAMIA

TECHNICAL RIDER – Indoors show

(Version JAN 2020)

Please find enclosed the technical requirements for our **PERFORMANCE – TERRAMIA**.

Please talk to us in time in case you cannot fulfill some requirements or if you need further explanations.

We prefer to find a mutual agreement *before* our arrival, as the technical requirements become part of the contract.

The promoter is responsible for all local permits.

For the full tech rider, please get in contact with us.

Note: we may accommodate our tech requirements to the setting of the venue.

1 - Requirements of the stage area / venue

The performance is suitable for: theatre & unconventional venue

Best Size: 16 meters x 12 meters just as stage + back stage (3 meters approx.)

Height above the stage: 5 meters must be free for scenic structures.

Surface: The surface must be hard and plain – suitable moving big objects on wheels.

Black Linoleum or hardwood are the best surface required.

Stage rake 0 %

Back Curtains required

4 Blacks Legs required

The rest of the Legs have to be removed

We use the **borders** and all the **ropes** can remain on the stage

House curtain is not required >> we can leave open

Best: please send us photos about your venue / theatre.

We can adapt our requirements to the venue if we see it in advance (photos or plan or visit to the site)

Audience space:

We need enough space for the audience (ca 1.000).

The best position for the audience is frontal with different levels for the seats.

There are different levels for the show action, so the visibility is ensured for a large number of spectators.

>> The whole stage area is available from the beginning of the construction until we leave after loading.

In this period cannot take place any other activities.

2 - Electricity (for light / sound / video)

35 Kw total electricity required

We need 2 separate lines (in case of different solution, please contact us)

First line 20 Kw max for dimming line (CEE power box of 63A with minimum 4 plug 32A 380-400v for dimmer)

Second line 15 Kw max for direct line (CEE power box of 32A with minimum 6 plug 16A 230v for the stage area + audio and video)

Available for the artist from the beginning of construction.

The promoter is responsible for the cable connection between the point of power and the plug at the light wind-up / PA speakers / mixer-desk.

We need 4 **connections 220 Volt plug 3 poles** (1 center/frontal side / 1 side left or side right/2 backside of the stage area for the use of SCENERY STUFF – no DIMMER line)

We use the CEE BLUE PLUG 2P+E 16A 220V.

We have some adapters with us: Schuko Plug adaptor / Italian AC Power Plug adaptor

Check: please let us know about the connections / adapters in time before our arrivals in case we have to arrange a solution.

3 - Light + Sound + Video

ONDADURTO TEATRO requires these equipments directly to the promoter.

Please if there is any doubt about the technical supply, contact us in advance.

>> *LIGHT PLAN at the last page*

>> **Light:**

Lanterns:

- 36 DIMMER CHANNEL (2KW o more)
- 1 MARTIN ATOMIC 3000 STROBE or similar
- 11 FRESNEL or PC **1 Kw** (c/w barn) ARRI (or similar)
- 25 PROFILE ETC 750 25/50 degree
- 10 PAR LED RGBW

- 1 JEM GLACIATOR DYNAMIC or 2 JEM ZR25 fog machine

Controls and wincher stand

- 1 light console, model 1 universe 512 with cue and memory system Spark Compulite or Grand MA or similar
- 8 lift wincher stand system
 - >> of 2/2,50 meters of height

>> Sound:

1 audio console, model 16 ch YAMAHA 01V 96i or similar

(IMPORTANT >> WE USE MICROPHONES, so we have to equalize the voices)

4 PA speakers with amplification + 4 SUB – 2.500 watt (or more >> it depends by the space)

02 monitors wedge

We use 1 LAVALIER + 1 HEADSET MICRO brought from our side: **IT MEANS, NOT REQUIRED FROM YOUR SIDE**

MODEL USED : SENNHEISER ewD1 series

We need just to connect it to the mixer. Receivers' position is at the playground >> **cable required from the playground to the controller area.**

>> Video:

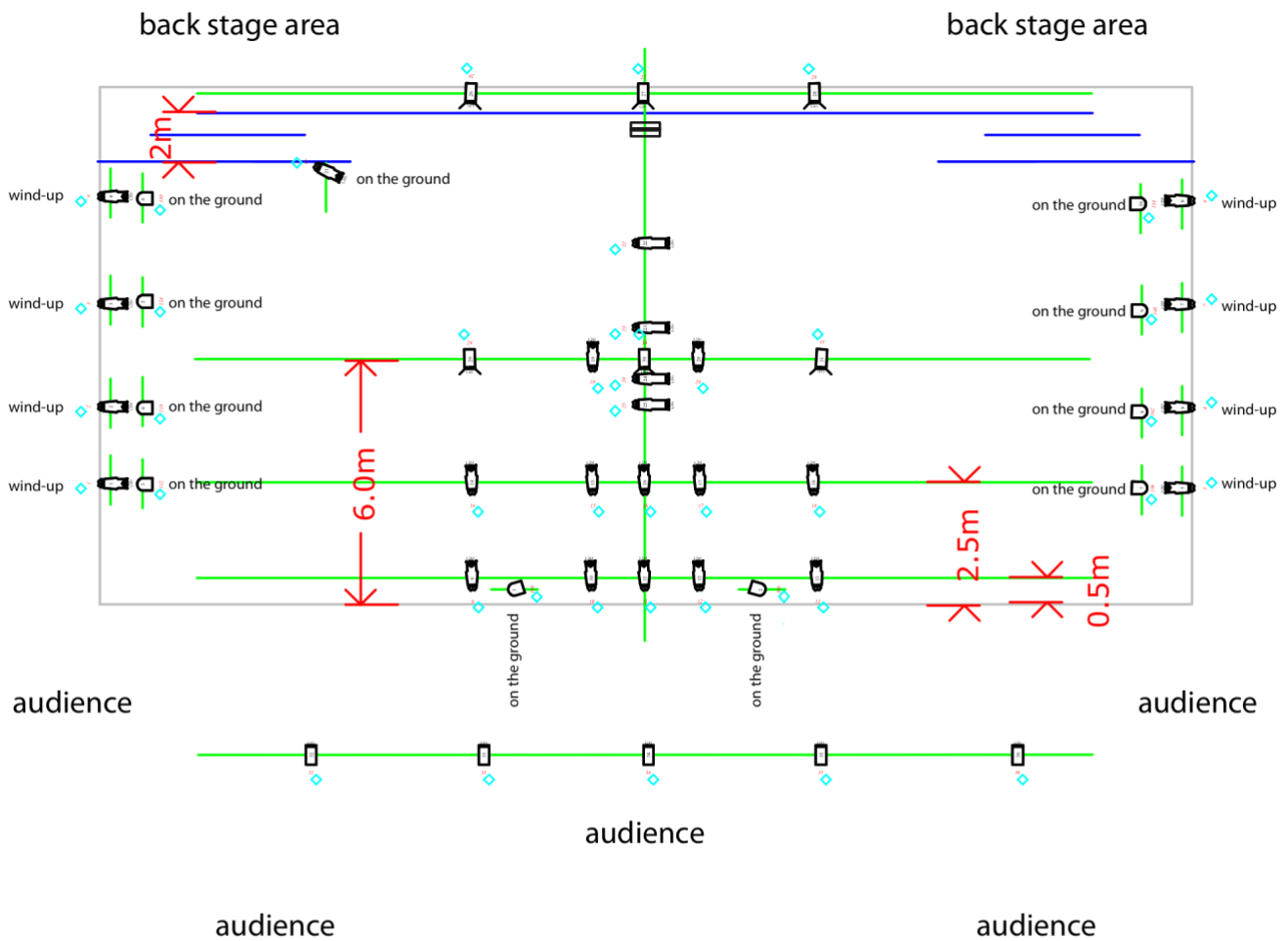
the company brings its own beamers: we don't need anything from your side.

The beamer will be put on the frontal part of the playground directly on the ground.








We don't need any support from you about that.

4 - LIGHT PLAN – Indoors performance

(Version JAN 2020)



legenda

-  atomic / strobo light
-  pc or fresnel 1 kw
-  led light
-  profile light / etc750
-  black backdrop + legs
-  stage area
-  truss

Tech Contact Number

- Overall coordination
Lorenzo Pasquali
+39.339.5954230 (*castellano, english speaking*)
- Tech director
Roberto Mazzaro
+39.333.4311039 / +49.176.81691419 (*castellano, english, german speaking*)